

Scaled data based on original data using
LM-79-08 Approved Method: Electrical and Photometric Measurements of Solid-
State Lighting Products

Test Report Prepared for
Cooper Lighting Solutions
(formerly Eaton)

Brand: McGRAW-EDISON

Report Number: P198013

Luminaire Tested: **TT-C1-LED-E1-RW-CG-LWR-LW-8030**

Issue Date: 3/3/2020

Test Information

Test Method: LM-79-08
Report Number: P198013
TEST IS SCALED FROM IESNA LM-79-08 TEST DATA (P34697)
Test Lab: INNOVATION CENTER-P3
Issue Date: 3/3/2020
Manufacturer: COOPER LIGHTING SOLUTIONS (FORMERLY EATON)
Product Line: MCGRAW-EDISON
Catalog Number: TT-C1-LED-E1-RW-CG-LWR-LW-8030
Description: TOPTIER LED PARKING GARAGE LUMINAIRE
RECTANGULAR DISTRIBUTION WITH CLEAR GLASS LENS AND LumaWatt WIRELESS
SENSOR
Light Source: (168) 3000K CCT, 80 CRI LEDS
Ballast/Driver: ELECTRONIC DRIVER

Summary

Lumens per Lamp: N/A
Luminaire Lumens: 2291.3 lumens
Efficiency: N/A
Efficacy: 81.8 lumens/watt
Luminous Opening: Circular (Dia: 1.12' x H: 0')
IES Classification: Type IV - Short - Semi-Cutoff
BUG Rating: B2 - U0 - G2

Input Watts (W): 28
Input Voltage (V): NR
Input Current (Ain): NR
Voltage Rise (V): NR
Power Factor: NR
Total Harmonic Distortion (THDi): NR
Frequency (hertz): 60
Stabilization Time: NR
Operation Time: NR
Ambient Temperature (°C): NR
Test Distance: 25 FT

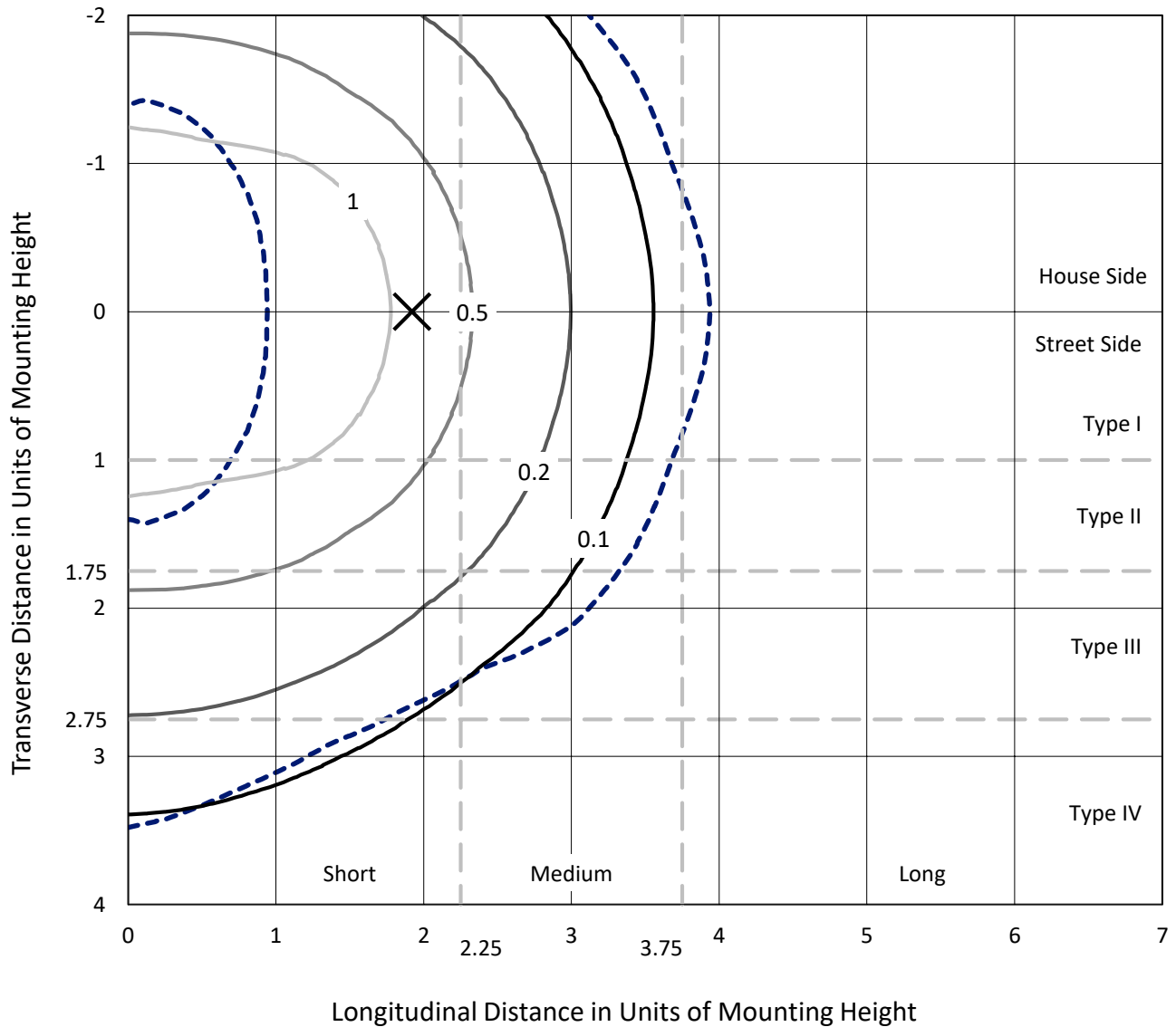


REPORT NUMBER: P198013

CATALOG NUMBER: TT-C1-LED-E1-RW-CG-LWR-LW-8030

Iso-Footcandle Lines of Horizontal Illumination

× Max cd
 - - - 1/2 Max cd

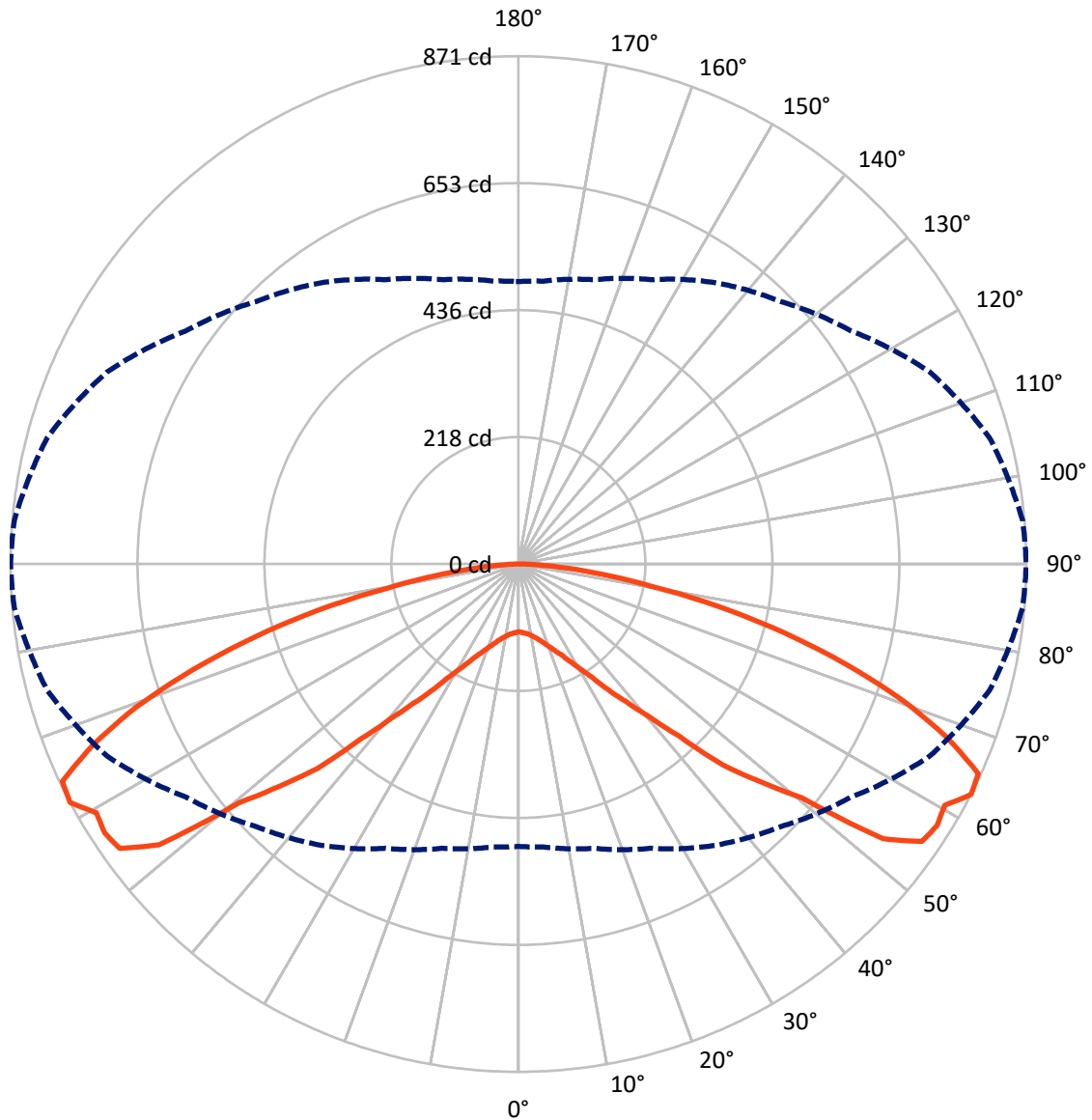


Based on 10 foot mounting height. Maximum calculated value = 1.7 fc
 Type IV - Short - Semi-Cutoff

REPORT NUMBER: P198013

CATALOG NUMBER: TT-C1-LED-E1-RW-CG-LWR-LW-8030

Luminous Intensity Polar Plot



— Vertical Plane Through 90-Deg Lateral - - - Horizontal Cone Through 62.5-Deg Vertical

REPORT NUMBER: P198013

CATALOG NUMBER: TT-C1-LED-E1-RW-CG-LWR-LW-8030

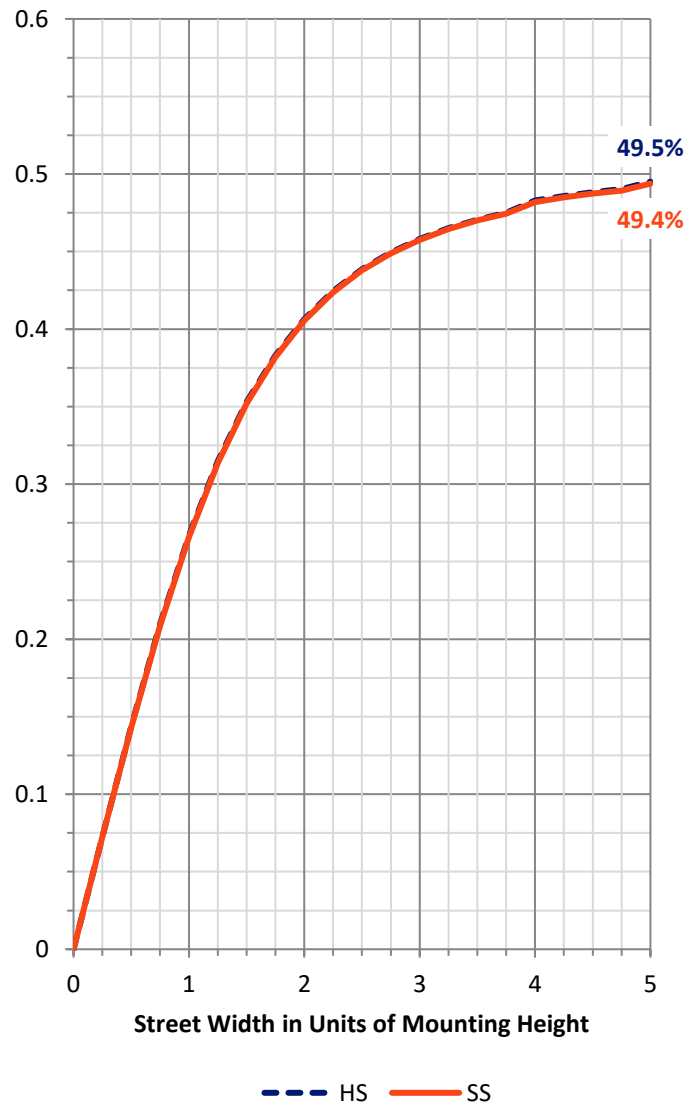
FLUX DISTRIBUTION:

		Downward	Upward	Total
House Side	Lumens	1145.6	0.0	1145.6
	% Fixture	50.0	0.0	50.0
Street Side	Lumens	1145.6	0.0	1145.6
	% Fixture	50.0	0.0	50.0
Total	Lumens	2291.3	0.0	2291.3
	% Fixture	100.0	0.0	100.0

Coefficient of Utilization

ZONAL LUMENS:

Zone	Lumens	% Fixture
0°-10°	11.6	0.5
10°-20°	39.4	1.7
20°-30°	84.3	3.7
30°-40°	163.9	7.2
40°-50°	309.0	13.5
50°-60°	528.0	23.0
60°-70°	635.8	27.7
70°-80°	427.9	18.7
80°-90°	91.5	4.0
90°-100°	0.0	0.0
100°-110°	0.0	0.0
110°-120°	0.0	0.0
120°-130°	0.0	0.0
130°-140°	0.0	0.0
140°-150°	0.0	0.0
150°-160°	0.0	0.0
160°-170°	0.0	0.0
170°-180°	0.0	0.0
0°-90°	2291.3	100.0
0°-180°	2291.3	100.0



REPORT NUMBER: P198013

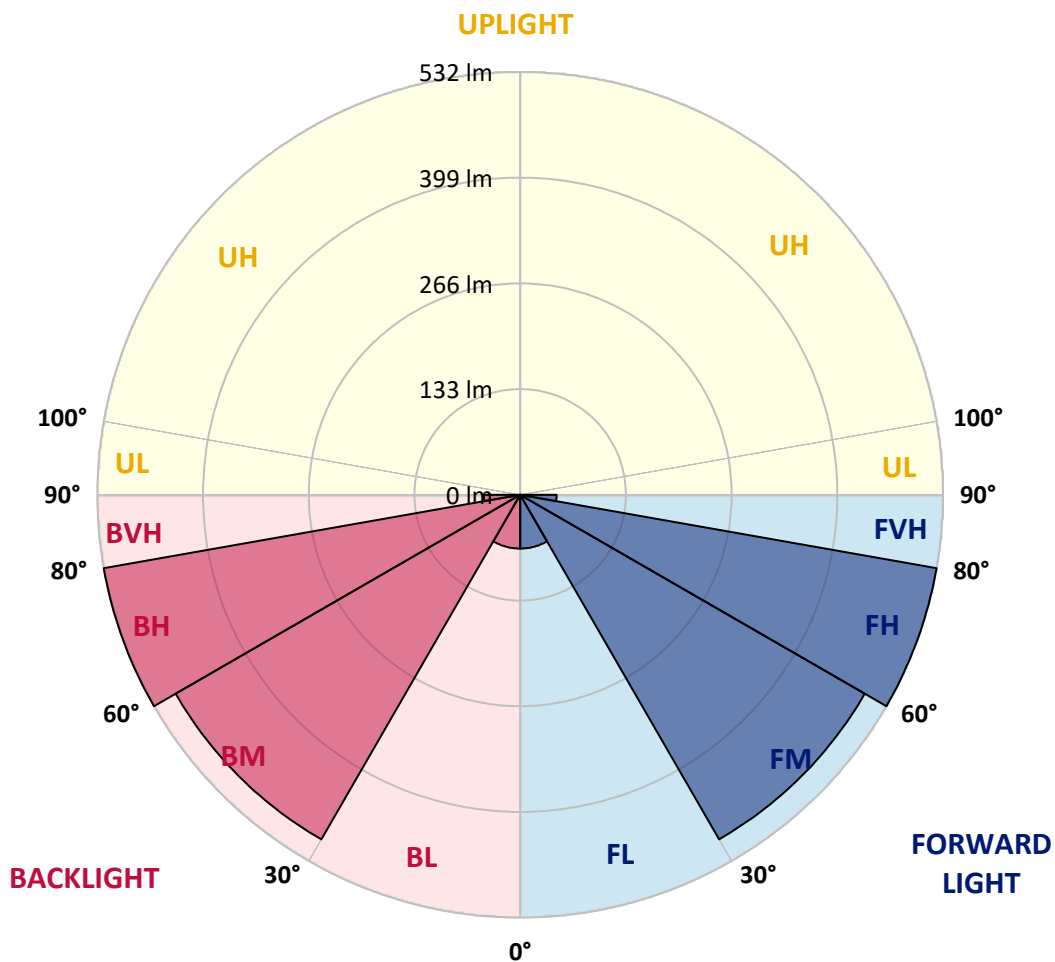
CATALOG NUMBER: TT-C1-LED-E1-RW-CG-LWR-LW-8030

LUMINAIRE CLASSIFICATION SYSTEM LUMEN TABLE AND BUG RATING:

Zone		Lumens	% Fixture	Zone Rating/Lumen Limit		
				B	U	G
FL	(0°-30°)	67.6	3.0			
FM	(30°-60°)	500.4	21.8			
FH	(60°-80°)	531.8	23.2			G0/660
FVH	(80°-90°)	45.8	2.0			G1/100
BL	(0°-30°)	67.6	3.0	B0/110		
BM	(30°-60°)	500.4	21.8	B1/1000		
BH	(60°-80°)	531.8	23.2	B2/1000		G2/1000
BVH	(80°-90°)	45.8	2.0			G1/100
UL	(90°-100°)	0.0	0.0		U0/0	
UH	(100°-180°)	0.0	0.0		U0/0	

BUG Rating: B2-U0-G2

Type IV Short





REPORT NUMBER: P198013

CATALOG NUMBER: TT-C1-LED-E1-RW-CG-LWR-LW-8030

CANDELA DISTRIBUTION (FULL):

	0°	5°	15°	25°	35°	45°	55°	65°	75°	85°	90°
0°	115.9	115.9	115.9	115.9	115.9	115.9	115.9	115.9	115.9	115.9	115.9
2.5°	116.9	116.9	116.9	116.9	116.9	116.9	117.5	117.5	117.5	117.5	117.5
5°	118.5	118.5	119.1	119.1	119.6	119.6	119.6	119.6	119.1	119.1	119.1
7.5°	121.2	121.2	121.8	122.3	122.3	121.8	121.8	121.2	121.2	121.2	121.2
10°	125.5	125.5	126.0	126.0	125.5	125.5	125.5	125.0	125.0	125.0	125.0
12.5°	130.3	130.9	131.4	130.9	130.3	129.8	129.8	129.3	129.3	129.3	129.3
15°	137.3	138.4	137.8	137.8	137.3	136.2	135.7	135.2	135.2	135.2	135.2
17.5°	148.0	148.0	146.4	145.4	144.3	143.7	143.2	142.7	142.7	142.7	142.7
20°	159.3	158.8	157.2	155.5	153.9	153.4	151.8	151.3	151.8	151.3	151.3
22.5°	172.7	172.2	170.0	168.4	166.3	164.1	163.6	162.0	161.4	160.9	161.4
25°	186.1	186.7	185.0	183.4	180.2	178.1	175.9	174.9	173.8	173.2	173.2
27.5°	201.7	202.7	201.7	198.5	195.2	193.6	190.4	189.3	188.8	189.3	189.3
30°	218.3	218.8	217.2	215.6	212.4	208.6	206.5	207.0	207.0	208.6	208.1
32.5°	238.7	238.1	236.0	234.9	231.7	228.5	227.4	227.9	230.1	231.2	231.2
35°	261.2	259.6	257.4	255.3	252.6	250.5	251.0	255.3	261.7	263.3	264.4
37.5°	283.7	281.0	281.0	277.8	275.7	277.3	280.5	288.6	293.4	300.9	299.3
40°	304.6	305.2	304.1	301.4	300.9	306.3	313.2	323.4	335.8	343.3	342.7
42.5°	324.0	328.8	325.6	326.1	328.8	337.4	348.6	368.5	393.1	402.8	402.8
45°	345.4	351.3	348.6	350.2	357.7	371.2	395.3	434.4	468.2	491.3	491.3
47.5°	367.4	372.8	371.7	374.9	388.3	411.9	448.9	497.7	531.5	554.1	557.3
50°	395.3	393.1	393.7	401.7	424.8	459.1	506.3	554.6	610.4	623.8	630.2
52.5°	419.4	413.0	416.7	430.2	463.4	503.6	562.1	647.4	724.6	778.2	782.5
55°	439.3	434.4	442.0	460.7	503.6	556.7	632.9	737.5	801.3	834.0	839.9
57.5°	456.4	454.3	466.6	490.8	545.5	610.4	687.6	772.3	816.9	842.1	846.4
60°	472.0	473.6	487.0	519.2	578.2	637.7	699.9	771.3	815.8	835.6	839.9
62.5°	484.3	487.0	504.7	538.0	588.9	636.6	696.7	778.8	836.7	867.8	871.0
65°	492.4	495.1	514.9	538.0	585.7	631.8	716.6	786.3	829.2	860.8	866.7
67.5°	493.4	497.2	509.0	528.3	568.5	609.3	682.2	732.7	767.0	786.3	791.7
70°	487.0	485.9	490.2	498.3	522.4	550.3	612.0	649.5	674.2	694.0	698.9
72.5°	462.3	460.7	450.5	441.4	450.5	472.5	525.6	550.8	567.5	583.6	586.8
75°	415.1	407.6	382.4	369.5	366.9	386.2	426.9	443.0	449.5	467.7	469.8
77.5°	332.0	328.8	307.3	284.8	282.7	294.5	325.6	332.5	327.2	347.0	352.9
80°	242.4	238.1	217.8	201.1	196.8	204.9	223.1	224.7	221.0	230.6	230.6
82.5°	155.0	150.7	142.1	129.8	120.7	125.5	139.5	139.5	139.5	142.1	143.7
85°	79.9	78.3	71.9	66.0	62.8	63.8	68.7	69.2	71.9	73.5	71.3
87.5°	22.5	23.6	22.5	19.8	19.3	18.8	20.9	21.5	23.1	24.1	25.2
90°	0.0	0.0	0.0	0.0	0.0	0.0	0.0	0.0	0.0	0.0	0.0

(END OF REPORT)